

IF YOU SMELL GAS

STEP
1

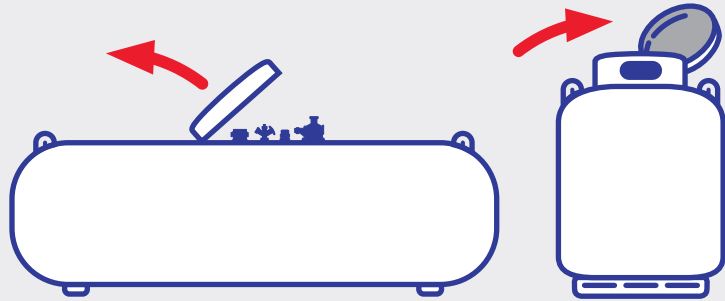
**NO FLAMES
OR SPARKS**

Put out all smoking materials and other flames.
DO NOT operate lights, appliances, telephones or cell phones.
Leave the house/building.



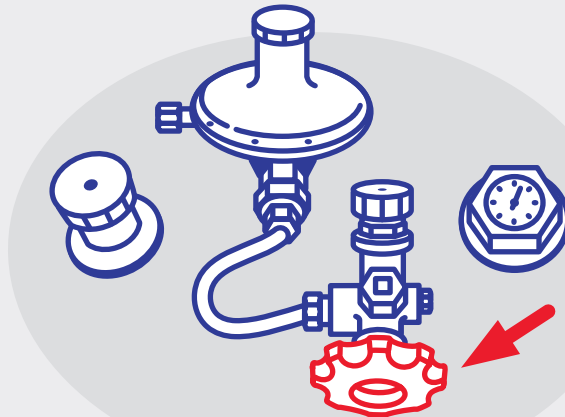
STEP
2

**OPEN
THE LID**



STEP
3

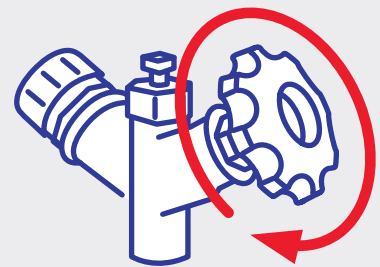
**IDENTIFY
THE
VALVE**



STEP
4

**SHUT OFF
THE GAS**

Turn the valve clockwise or follow the arrow on the valve (to tighten and close the flow of propane).



STEP
5

**DO NOT
RETURN**

DO NOT return to the building/house until your propane retailer determines it is safe to do so.

